

### **Maths—fractions, decimals and percentages.**

The children will develop their understanding of fractions, decimals and percentages and will use their knowledge to solve problems in a range of contexts. Children will also develop their understanding of measures and statistics by applying their number knowledge within these contexts.

### **Science– living things**

Children will learn about the characteristics and observable features that help scientists to classify animals into broad groups. They will look at similarities and differences between living things, including; micro-organisms, plants and animals.

**Computing**— Children will continue to discuss safety online, as well as to develop their existing coding knowledge.

**RSHE**—Healthy Me - Children will discuss how to look after their physical and emotional wellbeing.

### **PE**

Outdoor: tag rugby

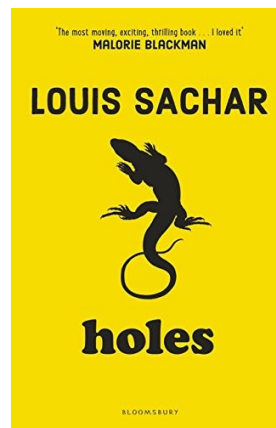
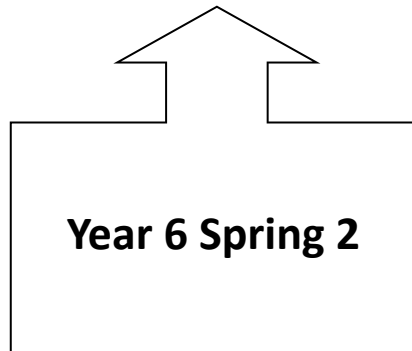
Indoor: dance

### **Metacognition– barriers to learning**

Children will consider barriers to learning and how to overcome these.

**Big issue:** What difference has 500 years made?

**Text:** Holes by Louis Sachar



### **English**

The children will be writing formal and informal pieces of writing including a balanced argument, letters and narratives. They will develop their understanding of the setting and characters through debates, role play and discussions.

### **Geography– What difference has 500 years made?**

Children will use their prior knowledge of rivers and settlements to give reasons for the location of Docklands, presented on accurately drawn maps (including compass and grid referencing).

### **Music**

Dynamics, pitch & texture  
(Coast – Fingal’s Cave by Mendelssohn)

### **RE**

The children will explore why people choose to make vows and commitments to each other and will understand the similarities and differences across faiths.

### **French**

Children will learn words and phrases to describe clothes and colours.

## Ways in which you can support your child at home...

Below is a list of activities available on the websites we subscribe to as a school, for which your child has their own login and password. These activities have been selected for your child to complete this half term, as they support learning in class. There are also some other helpful websites which can be accessed for free.

### LGFL

#### Switched on Science

[Living things and their habitats - Year 6 KS2 Science - BBC Bitesize](#)

<http://mathsathome.lgfl.org.uk/>

#### Maths at home

[MathsBot.com - Tools for Maths Teachers](#)

Maths arithmetic practice

### TT Rockstars

Children have access to times tables challenges to support fluency in multiplication and division facts.

<http://mitrw.lgfl.org.uk/index.html>

### Purple Mash

Here are some suggestions that link with topics for this half term.

<https://www.purplemash.com/#tab/pm-home/science>

### Spag.com

There will be weekly quizzes set on spag.com which is good revision of spelling, grammar and punctuation previously taught.

### BBC Bitesize

[Grammar, punctuation and spelling - Year 6 KS2 English - BBC Bitesize](#)

### Places to visit as a family:

To support your child's learning this half term, why not consider taking a trip to the Science museum to support their learning about living things. A visit to Tower Bridge is also interesting and there is a lot to learn about the Docklands, as well as a glass walkway!

### Reading

In Year 6, we expect the children to read for at least 15 minutes every day. Children should change their reading book when they have finished reading it and should ensure that they sign their reading record daily.

# Spring 2

This half term, the children are working towards achieving the target indicated below. The ultimate aim is for your child to be able to recall these facts **instantly**.

To use multiplication and division facts to derive multiples to the power of 10. e.g.  $30 \times 900$  or  $8100 \div 90$ .

**Vocabulary**  
multiplication  
division  
multiples  
power of 10

$$8 \times 7 = 56; 8 \times 0.7 = 5.6; 0.8 \times 7 = 5.6;$$
$$80 \times 7 = 560; 8 \times 70 = 560; 80 \times 70 = 5600$$

$$56 \div 8 = 7; 56 \div 7 = 8; 5.6 \div 8 = 0.7; 5.6 \div 7 = 0.8$$
$$560 \div 8 = 70; 560 \div 80 = 7; 5600 \div 70 = 80$$


Please encourage children to log in to Times Table Rockstars to practise their times tables. They should aim for 5-10 minutes daily.

Example questions:  
If I know that  $6 \times 3 = 18$ , what else do I know?  
Children could say 'I know that  $1800 \div 3 = 600$  or  $0.6 \times 0.3 = 1.8$ .

Choose a number from the cloud.

Count on in 10s like this, 23, 33, 43, 53, 63.

Repeat for the other numbers.



Hit the button  
[Hit the Button - Quick fire maths practise for 6-11 year olds \(topmarks.co.uk\)](#)

Helpful hints:

- Include quick fire multiplication and division facts in your daily routine.
- Encourage children recall division facts as well as multiplication facts.

