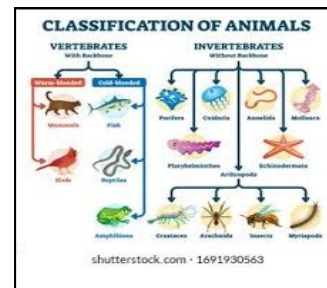
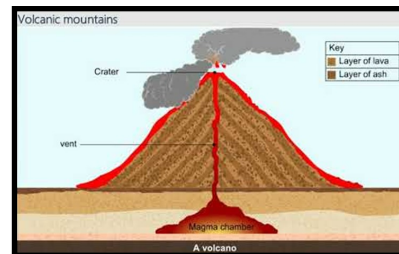





## Text: Skellig by David Almond

**Memorable learning-** Scaling mountains by outdoor climbing wall activity, and understand volcanoes better by attending a virtual volcano workshop.

### Year 4 Summer 2



### Computing

Children will learn how to use different text styles and features to present writing in different formats.

### RE

Children will be learning about the beliefs of Christians and Humanists and comparing their beliefs.

### RSHE

Children will be reflecting on their own emotions with regards to changes in their life. They will learn about the 'Pants Rule' and how to keep themselves safe.

### PE

Outdoor: co- operation, collaboration and communication

Indoor: Swimming

### DT

Children continue to learn about electricity and explore ways to embed an electric circuit within a structure.

### French

Children will learn to name and describe different foods.

### Music

Children will explore different poetry and performance styles such as Haiku and Hanami.

### English

Children will be reading and responding to our text 'Skellig'. Children will develop interesting character descriptions about the characters using a range of descriptive techniques including similes. Children will also write poetry linked to wings and birds.

### Maths

Children will continue to learn the times tables up to 12x12. Children will also learn how to find fractions of shapes and amounts and will apply this knowledge to a range of contexts. Children begin to explore how fractions are related to decimals, time and money.

### Science

#### Grouping and classifying animals (including humans)

Children will recap learning about types of animals and extend this with grouping them under different categories. They will extend this learning by understanding the food chains and Earth's eco systems.

### Geography

#### What is the difference between mountains and volcanoes?

Children will understand that all mountains are not volcanoes and vice a versa. They will learn about the formation and types of volcanoes and how they influence the topography of a place.



## Ways in which you can support your child at home...

Below is a list of activities available on the websites we subscribe to as a school, for which your child has their own login and password. These activities have been selected for your child to complete this half term, as they support learning in class. If you have difficulty accessing any of the sites, please contact your child's teacher.

### BBC Bitesize

<https://www.bbc.co.uk/bitesize>

<https://www.bbc.co.uk/bitesize/topics/z849q6f/articles/zd9cxyc>

<https://www.bbc.co.uk/bitesize/topics/z6wwxnb/articles/zyq9r2p>

<https://www.bbc.co.uk/bitesize/topics/z849q6f/articles/zfhf3i6>

<https://www.bbc.co.uk/bitesize/topics/zf2f9j6/articles/zgx3b9q>

<https://www.bbc.co.uk/bitesize/topics/zjcbri6/articles/zfmq4xs>

These websites are free to access:

### Maths

<https://www.timestables.com/>

<https://www.topmarks.co.uk/maths-games/hit-the-button>

### Year 4 grammar

<https://www.bbc.co.uk/bitesize/topics/zwwp8mn>

### Places to visit

We are very fortunate to live in an area surrounded by many wonderful places to visit. To support your child's learning this half term, why not make a trip the Natural History Museum to explore volcanoes and mountains or look at groups of animals. You could also visit the Science museum to explore animal classification.

### Reading at home

Your child should come home with at least one new reading book each week, please make some time to read with them everyday and comment in their reading record. Please speak to your child's class teacher if you have any further questions about the books your child is bringing home.

# Summer 2

This half term, the children are working towards achieving the target indicated below. The ultimate aim is for your child to be able to recall these facts **instantly**.

To use multiplication and division facts to find fractions of amounts.

### Vocabulary

Fractions, amounts, multiplication, division, denominator, numerator

### Finding Fractions of Amounts

To find the fraction of an amount you need to divide your number by the denominator, then multiply your answer by the numerator.

Numerator

$$\frac{2}{6} \text{ of } 72$$

Denominator

$$72 \text{ divided by } 6 = 12$$

$$12 \times 2 = 24$$

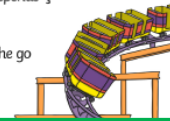
My answer is 24!

Use the symbols <, = or > to compare these equations.

$$\frac{2}{3} \text{ of } 24 \quad \frac{3}{4} \text{ of } 28$$

Aleena has £30 to spend on a day at an amusement park. She spends  $\frac{2}{3}$  of it on the ticket and  $\frac{1}{10}$  of the remaining amount on souvenirs. After that, she spends  $\frac{2}{3}$  of what's left on snacks.

How much money does she go home with?



Hit the button- continue to practise times tables to 12x12.

Hit the Button - Quick fire maths practise for 6-11 year olds ([topmarks.co.uk](http://topmarks.co.uk))

Please encourage children to log in to Times Table Rockstars to practise their times tables. They should aim for 5-10 minutes.

