

Maths - fractions, decimals and percentages.

The children will develop their understanding of fractions, decimals and percentages and will use their knowledge to solve problems in a range of contexts.

Science – electrical circuits and their components

Children will learn about electrical circuits, their components and how they function. They will recognise how the voltage of cells affects the output of a circuit and record circuits using standard symbols.

Computing – coding

Children will continue to explore online safety and will use 'scratch' to code.

RSHE—dreams and goals

Children will learn and discuss strategies for staying motivated when facing challenges, working well with a partner or in a group, and having a positive attitude.

PE

Outdoor: hockey

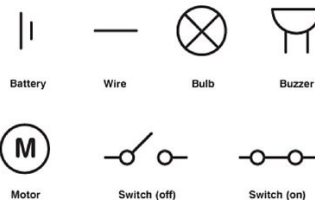
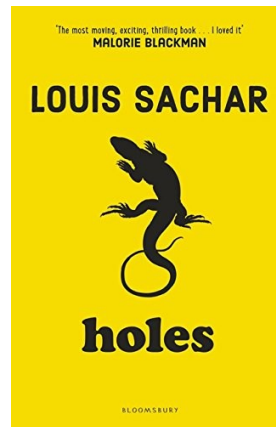
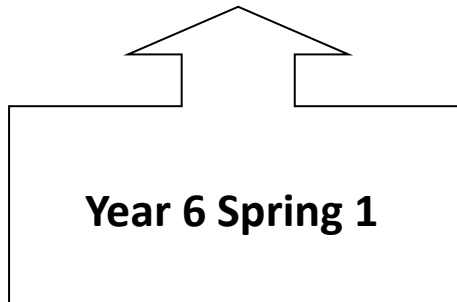
Indoor: gymnastics

Metacognition – barriers to learning.

Children will consider barriers to learning and how to overcome these.

Big issue: What difference has 500 years made?

Text: Holes by Louis Sachar



English

The children will be writing formal and informal pieces of writing including a balanced argument, letters and narratives. They will develop their understanding of the setting and characters through debates, role play and discussions.

Geography– What difference has 500 years made?

Children will use their prior knowledge of rivers and settlements to give reasons for the location of Docklands, presented on accurately drawn maps (including compass and grid referencing).

Music

Dynamics, pitch & texture
(Coast – Fingal's Cave by Mendelssohn)

RE

Children will be looking at the demographics in our local area and the different religions that populate our local area. They will be discussing 'What will make our borough a more respectful place?'

French

Children will learn words and phrases to describe school life.

Ways in which you can support your child at home...

Below is a list of activities available on the websites we subscribe to as a school, for which your child has their own login and password. These activities have been selected for your child to complete this half term, as they support learning in class. There are also some other helpful websites which can be accessed for free.

LGFL

[Switched on Science - Year 6 Topic 5 \(lgfl.org.uk\)](http://www.lgfl.org.uk/switched-on-science/year-6/topic-5)

Switched on Science

<http://mathsathome.lgfl.org.uk/>

Maths at home

<http://mitrw.lgfl.org.uk/index.html>

Maths in the real world

TT Rockstars

Children have access to times tables challenges to support fluency in multiplication and division facts.

<http://mitrw.lgfl.org.uk/index.html>

Purple Mash

Here are some suggestions that link with topics for this half term.

<https://www.purplemash.com/#tab/pm-home/science>

BBC Bitesize

<https://www.bbc.co.uk/bitesize/guides/zhnk7ty/revision/1>

<https://www.bbc.co.uk/bitesize/topics/zpvckqt/articles/z3n7mp3>

Spag.com

There will be weekly quizzes set on spag.com which is good revision of spelling, grammar and punctuation previously taught.

Places to visit as a family:

To support your child's learning this half term, why not consider taking a trip to the Science museum to support their learning about the electricity. A visit to Tower Bridge is also interesting and there is a lot to learn about the Docklands, as well as a glass walkway!

Reading

In Year 6, we expect the children to read for at least 30 minutes every day. Children should change their reading book when they have finished reading it and should ensure that they sign their reading record daily.

Spring 1

This half term, the children are working towards achieving the target indicated below. The ultimate aim is for your child to be able to recall these facts **instantly**.

To convert between different units of metric measure [for example, kilometre and metre; centimetre and metre; centimetre and millimetre; gram and kilogram; litre and millilitre]



Length

1 centimetre (cm) = 10 millimetres (mm)

1 metre (m) = 100 centimetres (cm)

1 kilometre (km) = 1000 metres (m)



Weight

1 gram (g) = 1000 milligrams (mg)

0.1 kilograms (kg) = 100 grams (g)

1 kilogram (kg) = 1000 grams (g)

1 tonne = 1000 kilograms (kg)



Capacity

1 litre (l) = 1000 millilitres (ml)

1 litre (l) = 100 centilitres (cl)

1 centilitre (cl) = 10 millilitres (ml)

0.1 litres (l) = 100 millilitres (ml)

Helpful hints:

- Whilst cooking, discuss the measurements and conversions. For example, if a recipe suggests 350g of rice, ask how many kilograms of rice are needed.

Please encourage children to log in to Times Table Rockstars to practise their times tables. They should aim for 5-10 minutes daily.

Hit the button

[Hit the Button - Quick fire maths practise for 6-11 year olds \(topmarks.co.uk\)](#)



Vocabulary

multiply

divide

Multiples

Decimals

Unit of measure

Kilometre (km)

Metre (m)

Gram (g)

Kilogram (kg)

Litre (l)

Millilitre (ml)